

Casting Plaster

Fossils, rocks, lava, tracks, any casting project!



INSTRUCTIONS

This carton will make five batches. Discard leftover Casting Plaster in trash.

1. Use a clean bowl and utensils.
2. Turn carton upside down and shake gently for 30 seconds.
3. For one batch: mix 6 tbs. Casting Plaster into 2 tbsp. of water. To make several batches at one time, measure all amounts first, *then* mix all plaster into all water at one time.
4. Immediately pour into molds, or brush on surfaces.

Working time: 5 minutes


Setting time: 40 minutes (overnight for complete cure)

Warning: Use only as directed by the manufacturer. Do not take internally. Keep out of reach of children. Do not make any body casts, as Casting Plaster may develop heat sufficient to cause burns if it is allowed to harden in contact with skin.


Mix, Pour, Cast and Paint




Mix Casting Plaster with water.



Pour into impressions, molds or make lava.



Remove casting from mold or impression.



Paint using acrylic paint.

Made in USA D1 ©2006 O CO

Conforms to / Conforme aux / Conforme a ASTM D4236